

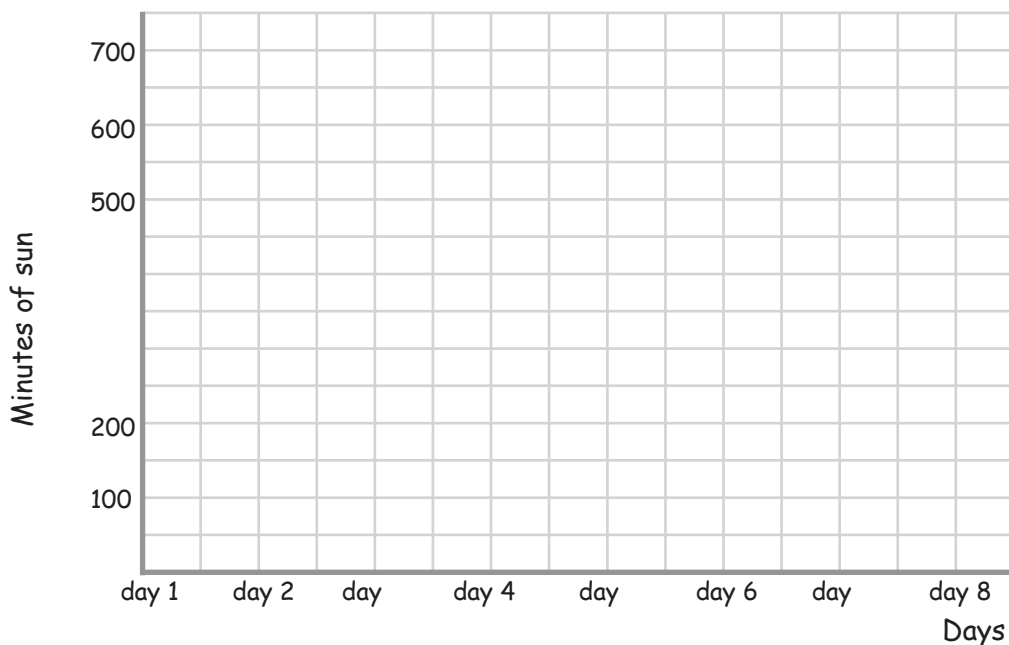
# Complete the Line Graphs

Name: \_\_\_\_\_ Score: \_\_\_\_\_

Use the data tables to complete the line graphs, including the labels and scales.  
Round the data in the tables off to the nearest hundred first.

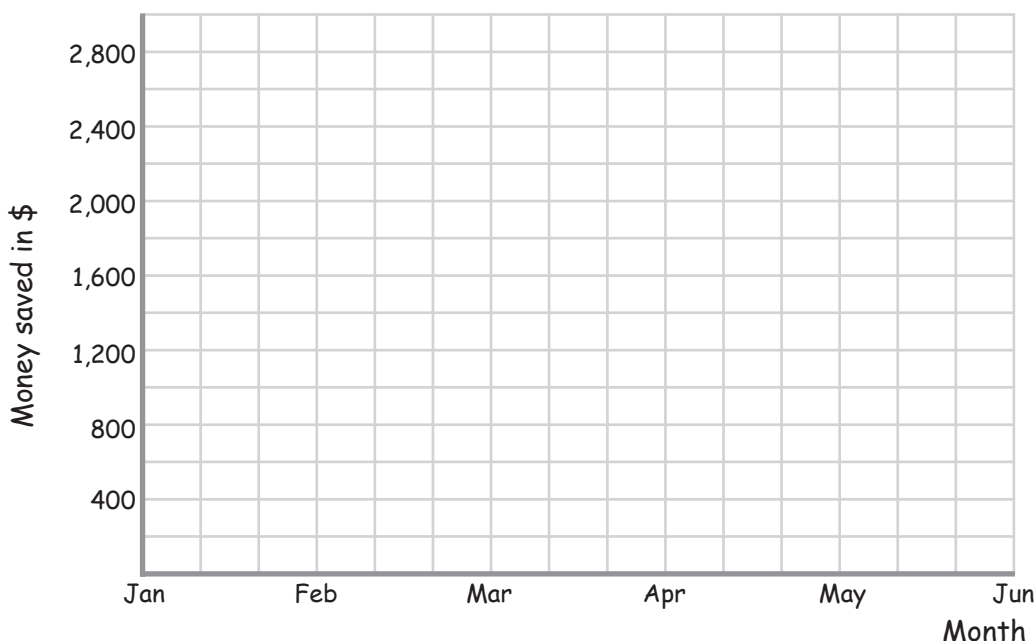
## 1) Minutes of sun per day

360 min	210 min	270 min	610 min	490 min	350 min	730 min	160 min
day 1	day 2	day 3	day 4	day 5	day 6	day 7	day 8



## 2) Money saved per month in dollars

\$ 2,050	\$ 762	\$ 2,448	\$ 1,610	\$ 1,040	\$ 2,790
Jan	Feb	Mar	Apr	May	Jun

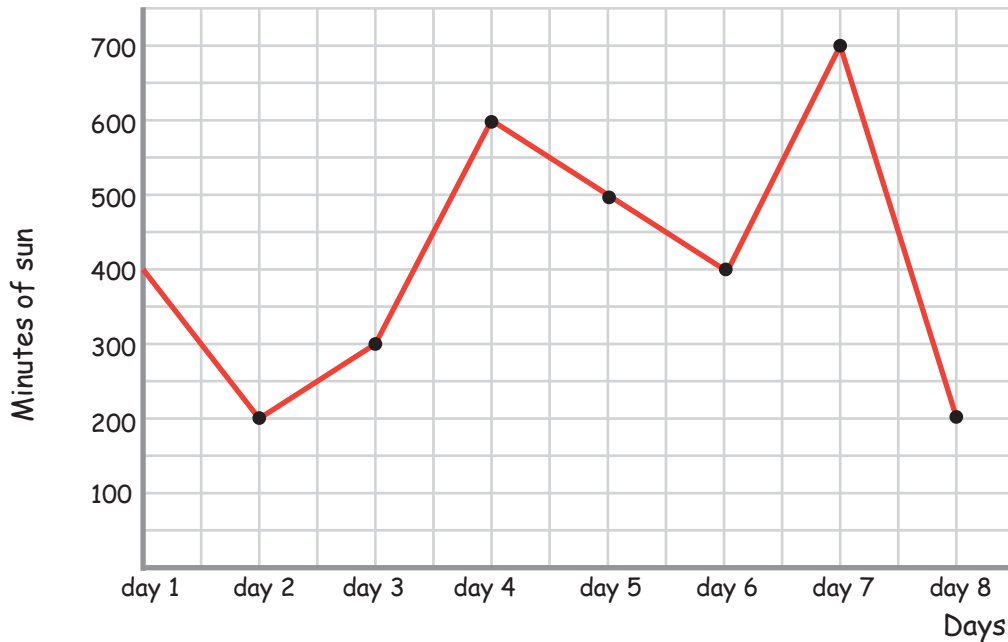


# Answers

Use the data tables to complete the line graphs, including the labels and scales.  
Round the data in the tables off to the nearest hundred first.

## 1) Minutes of sun per day

360 min	210 min	270 min	610 min	490 min	350 min	730 min	160 min
day 1	day 2	day 3	day 4	day 5	day 6	day 7	day 8



## 2) Money saved per month in dollars

\$ 2,050	\$ 762	\$ 2,448	\$ 1,610	\$ 1,040	\$ 2,790
Jan	Feb	Mar	Apr	May	Jun

